



Membership Benefits & General Information

Online Signup Instructions (for Renewing Members)

(Revised 5/13/2019)

Document owner: Membership chair

Contact info: membership@ohconline.com or go to 'Contact Us' to find current committee chair phone number.

Benefits of Membership

You are joining the largest equine volunteer organization in the State of Ohio. OHC has more than 4,200 members throughout the state and is open to all breeds of equine, disciplines of riding and ages of rider. The slogan, "Horsemen helping Horsemen" represents commitment to Ohio's equine industry. Your membership fee goes direct to Ohio Horseman's Council and supports your right to equine ownership, recreational use of public land, and education.

- OHC advocates for public land use and members work with land managers to volunteer and maintain more than 1,800 miles of bridle trails throughout the state.
- Keep Ohio's trails fee free.
- Meet and ride with others who share your equine passion.
- Access to competitively-priced equine liability insurance from Equisure.
- Discounts from national retailers for your farm, business or personal use.

Membership Information

Membership in Ohio Horseman's Council is effective on an annual basis from January 1 to December 31. To become a member, apply and pay online. You can apply as an individual, family, youth or association. Generally, members are part of a local, Ohio county chapter, but if you would rather support OHC without chapter affiliation, or you are a business or a non-Ohio resident, you can select "At Large" vs a county chapter.

If you'd rather print an application and mail your check, use the membership application for the chapter you want to join. Print the appropriate membership application form and mail your check to the treasurer listed on the form.

Membership categories and fees:

- **Individual** membership is open to any person age eighteen (18) or older. An active individual member shall be entitled to one (1) vote and may hold office if eligible under Article V.
- **Family** membership is open to spouses or domestic partners, at least one of whom is age eighteen (18) or older, and their dependents. Dependent means that the spouse(s) or domestic partner(s) contribute greater than fifty percent (50%) of the dependent's support. Family members must physically reside in the same household. Active family members, age eighteen (18) or older, shall each be entitled to one (1) vote, with a maximum of two (2) votes per family, and each may hold office if eligible under Article V. Family members under the age of eighteen (18) may not vote nor hold office.
- **Youth** membership is open to any person under the age of eighteen (18) as of January 1. Youth members must be sponsored by an adult member, with written permission of their parent or guardian. Youth members are not permitted to vote or to hold office.
- **Associate** membership is open to any group or individual desiring to support OHC. Associate members must be

affiliated with and sponsored by a county chapter. Associate members are not permitted to vote or to hold office.
- Any member may be a **Member at Large** if he or she does not claim a county chapter affiliation. An active member at large shall have the benefits, voting and office holding rights of an individual, family, youth or lifetime member, whichever is applicable. A member at large may not claim a chapter affiliation for the entire membership year.

- OHC Basic Membership (does not include Equine Excess Liability Insurance)

\$20 - Individual (age 18 or older, no dependents)

\$20 - Youth (under age 18, parental/guardian signature required)

\$30 - Family (with spouse/partner/other and/or dependents)

- OHC Plus Membership (includes Equine Excess Liability Insurance)

\$40 - Individual (age 18 or older, no dependents)

\$70 - Family (with spouse/partner/other and/or dependents)

- Associate Membership (does not allow Equine Excess Liability Insurance)

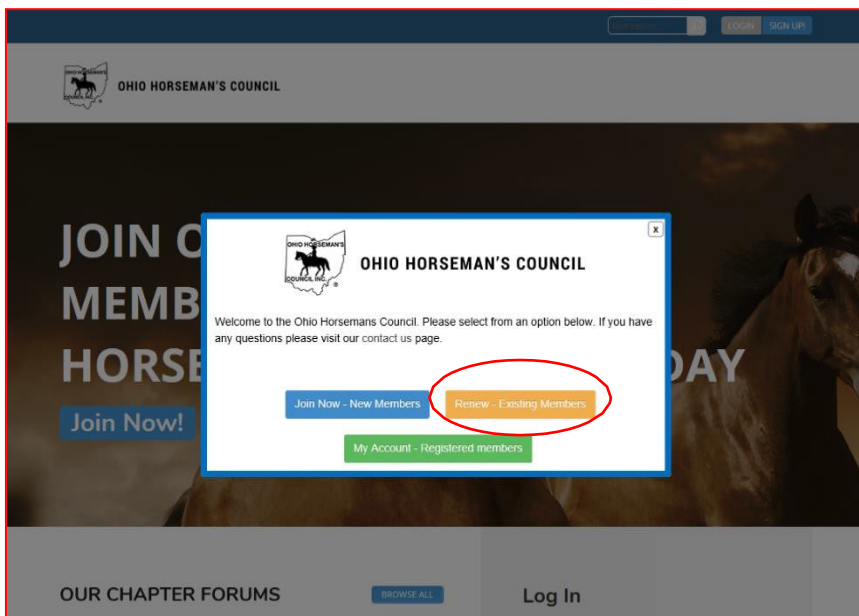
\$35 - Group (provide name of group and primary contact person)

Note: Some county chapters charge a small fee and it will appear in the form when you apply.

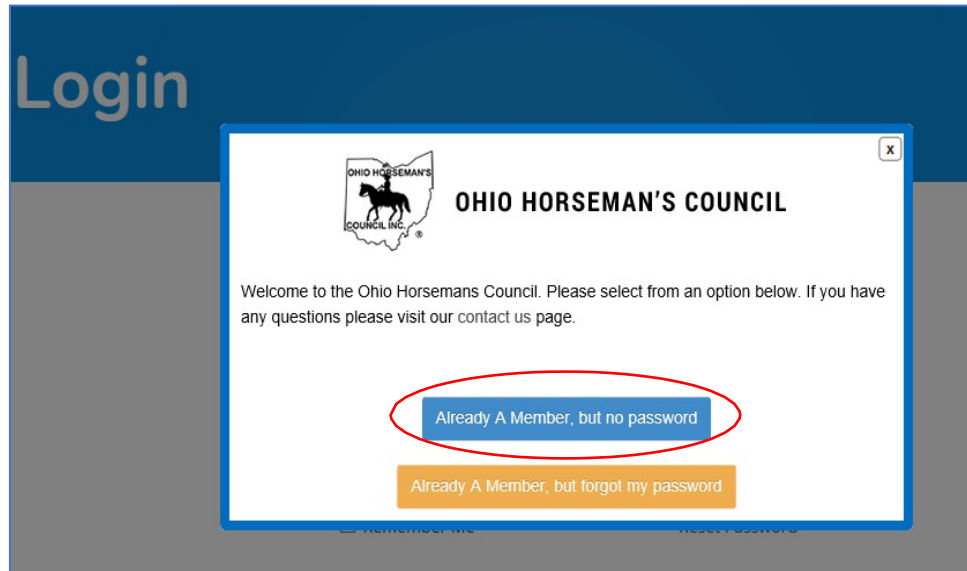
Online Signup Instructions (for Renewing Members)

- 1) Go to the OHC website: www.ohconline.com on your internet browser
 - a) Click on Membership tab, then
 - b) Click on "Online Membership - New or Renewal"
 - c) Click on red "Click Here to Join Now or Renew Your Membership" (or, go directly to <https://members.ohconline.com/> in your browser)

- 2) **First time Log In for OHC members:**
(Your previous OHC membership information was pre-loaded. Proceed to access.)
 - a. Click on "Renew – Existing Members"

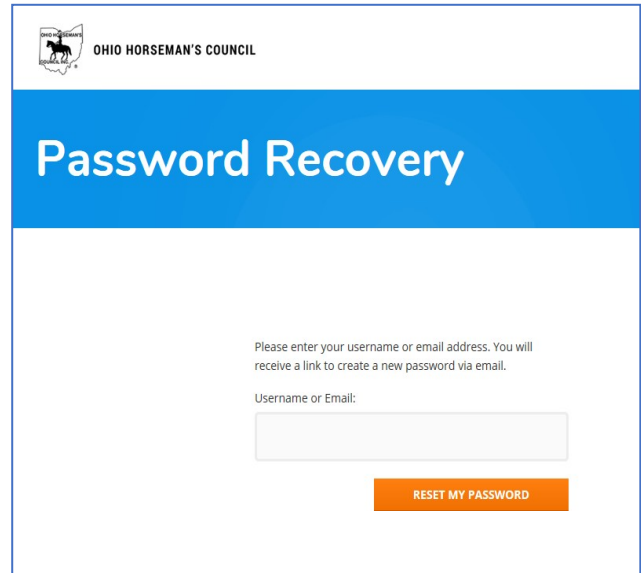


b. Then click on “Already A Member, but no password”



- c. On the Password Recovery screen, enter your email address (as on your previous OHC membership application)

If you don't remember what email address you previously used, or your email address isn't working, your chapter treasurer can look up your email address on file or change your email to one that you specify.



- d. An email message will be sent to you with a link to create a new password. You will only have to do this once. Click on **blue** link at the bottom.

[Ohio Horseman Council] Password Reset

Inbox

Ohio Support <donotreply.ohconline@gmail.com>
to me

Someone has requested a password reset for the following account:

Site Name: Ohio Horseman Council

Username: testcase6

If this was a mistake, just ignore this email and nothing will happen.

To reset your password, visit the following address:

<https://members.ohconline.com/wp-login.php?action=rp&key=PfGUKYXDVi0oKto3r5DE&login=testcase6>

- e. Enter a new password in the “New Password” block. You will see “Weak, Medium, or Strong” in the box below the entry line. A Medium or Strong password is recommended. You may not be able to log-in with a Weak password. When you are finished entering your password, click on the blue “Reset Password” box.

Enter your new password below.

New password
hjs\$ar\$h6*NP%\$Bo

Strong

Hint: The password should be at least twelve characters long. To make it stronger, use upper and lower case letters, numbers, and symbols like !\"' ? \$ % ^ & , .

Reset Password

Log In | Register
← Back to Ohio Horseman Council

- f. On the next screen click on “Log in”

Your password has been reset. [Log in](#)

← Back to Ohio Horseman Council

- g. Back on the OHC Log In screen, enter your OHC email in the “Username or Email Address” block. Enter the password that you just established in the “Password” block, then click on the blue “Log In” box.

Username or Email Address

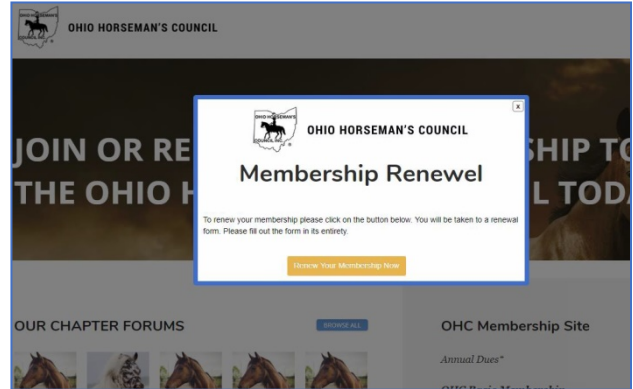
Password

Remember Me

Log In

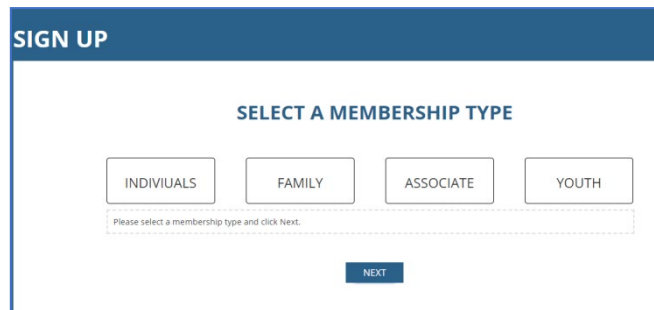
Register | Lost your password?
← Back to Ohio Horseman Council

- h. Next, you will see your Log In page with a pop up in front of it: Click on the orange “Renew Your Membership Now” block.



3) SIGN UP screens

- a. Click the Membership Type for next year. You can use your current membership type or you can change to a different type.



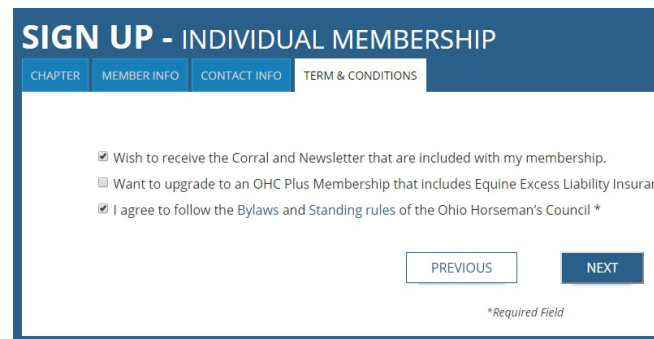
- b. The rest of the SIGN UP pages will have your current membership

information filled in. Check the information. If it's incorrect or not current, update the information by entering the correct information in the blocks.

c. Terms and Conditions tab:

You can elect to receive the Corral magazine on this page and you can select to buy Equisure Excess

Liability Insurance. Your choice from the current (or last) year will be checked. You can change the check marks.

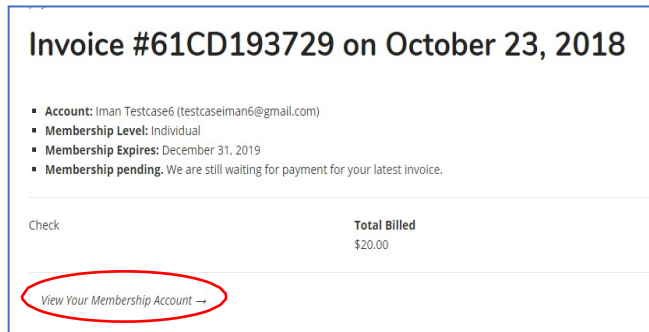


4) Checkout

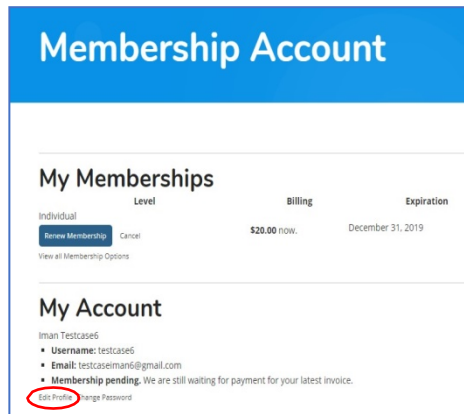
- a. The Checkout page shows the cost of the membership level, and insurance if you selected it. Your individual chapter fees, if applicable, are included.
- b. You can select to pay by PayPal or by Cash or Check. If you select PayPal, the next screen will take you to PayPal, where you can pay with a current PayPal account, or you can create a new PayPal account if you don't have one.
- c. If you select "Pay by Check or Cash", your membership information will be updated in the database and your membership renewal will be put in a "Pending" status. After your Chapter Treasurer receives your Check or Cash, the Treasurer will activate your membership renewal.
- d. After you finish your PayPal payment or you select Pay by Check or Cash and click on "Submit and Check Out", you will see an invoice screen that you can print.
- e. The online system will send you an invoice by email.

5) Print your membership card:

- a. At the bottom of the Invoice screen, click "View Your Membership Account"



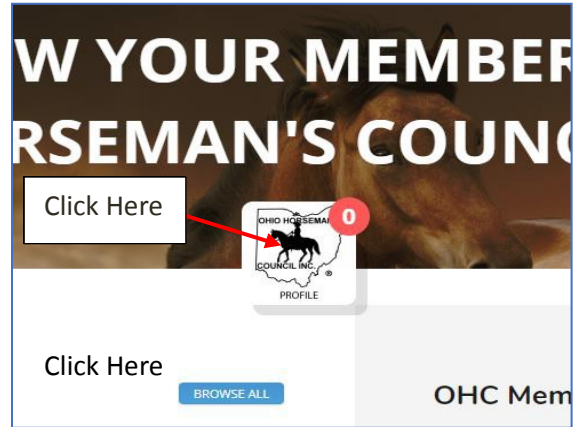
- b. Membership Account page. Under "My Account", click on "Edit Profile"



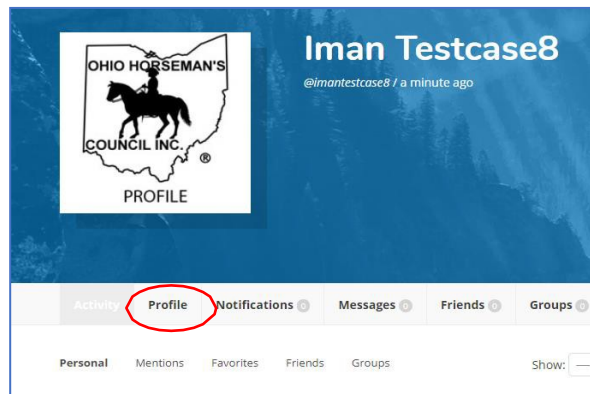
- c. Click the "X" in the upper right corner of the Membership Renewal pop-up to close the pop-up.



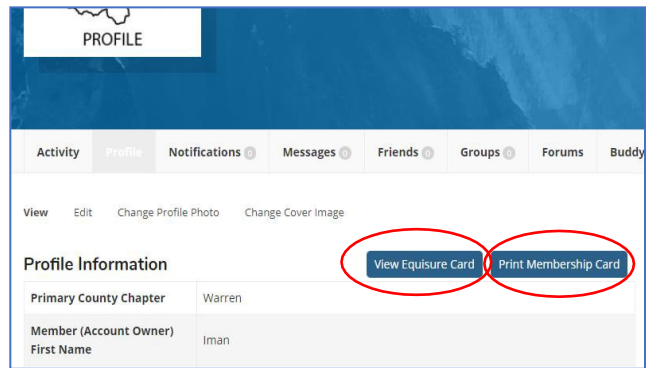
- d. Click on the OHC icon that says "PROFILE" underneath.



- e. Click on the "Profile" menu tab.

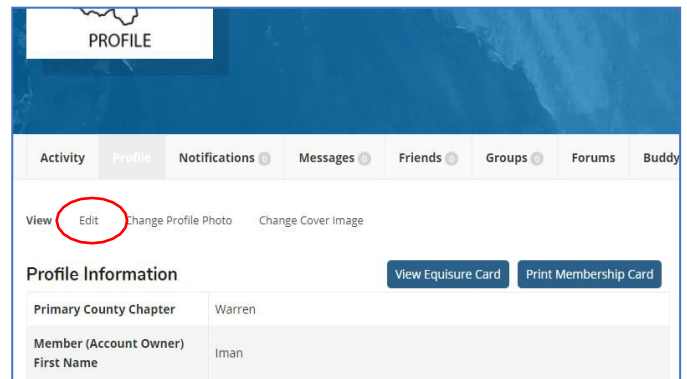


- f. Click on blue “Print Membership Card” to print your membership card. Click on blue “View Equisure Card” to print your insurance card. If you did not buy insurance, the “Print Equisure Card” box won’t be there.



- 9) **You can view and edit your profile information on this page anytime.** Click the “Edit” menu tab, then change any information that you want to update.

Click “Save Changes” at the bottom of the screen.



#